

BELLA VISTA ELEMENTARY SCHOOL



GRADES K-8

22661 Old Alturas Road Bella Vista, CA 96008
Phone: (530) 549-4415 Fax: (530) 549-4506
Web site: www.shastalink.k12.ca.us/bellavista

George DeFillipo
Superintendent/Principal

2007-08 School Accountability Report Card

Published During the 2008-09 School Year

Principal's Message

The School Accountability Report Card (SARC) was established by Proposition 98, an initiative passed by California voters in November 1988. The SARC, to be issued annually by local school boards for each elementary and secondary school in the State, provides for parents and other interested people a variety of information about the school, its resources, its successes, and the areas in which improvements are needed.

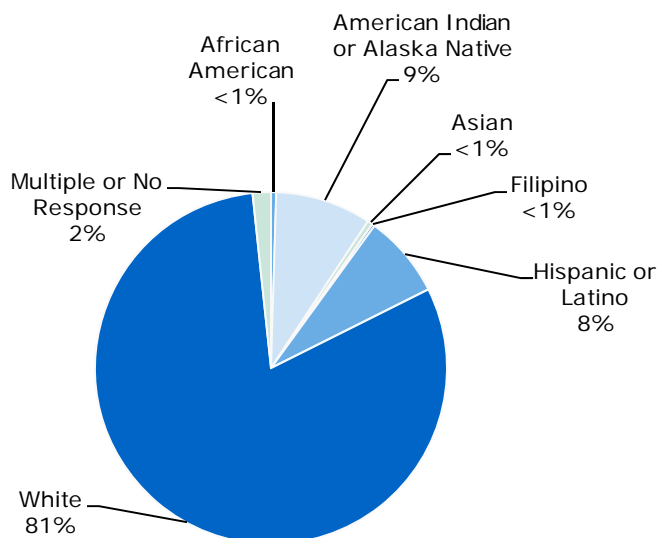
As you read this SARC for Bella Vista Elementary School, I believe you will find a picture of a school that promotes outstanding achievement, a skilled faculty that is professionally and personally committed to meeting the learning needs of students, and a student body which is motivated to perform well.

The staff, students, parents, and community of Bella Vista are dedicated to the purpose of bringing every student to his or her highest potential in a safe and enjoyable environment. We will strive to provide each student with a command of the basic skills, and a sense of his or her own purpose, identity, and self-worth within a secure school setting. It is essential that we help each student develop the ability to think independently, recognize and select means of solving problems so that he or she can be successful in the 21st century. To this end, we offer a variety of educational and enrichment opportunities.

You may request additional information regarding the SARC by calling the school office at (530) 549-4415.

Enrollment and Demographics

The total enrollment was 420 students for the 2007-08 school year.



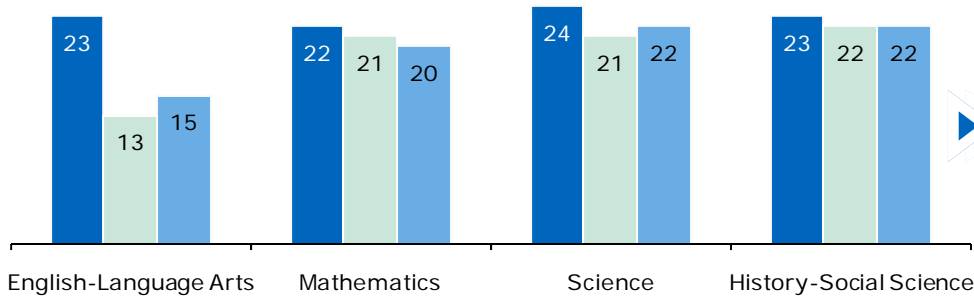
"Where children spread their wings and soar like eagles"

Bella Vista Elementary School District

22661 Old Alturas Road
Bella Vista, CA 96008
Phone: (530) 549-4415
Fax: (530) 549-4506
www.shastalink.k12.ca.us/bellavista

Mission Statement

The staff and community of Bella Vista are dedicated to the purpose of bringing every student to his/her highest potential in a safe environment. We will strive to provide each student with a command of the basic skills and a sense of her/his own purpose, identity and self worth within a school setting. It is essential that we develop in each student the ability to think and recognize and select means of solving problems so that he/she can constructively participate in society.

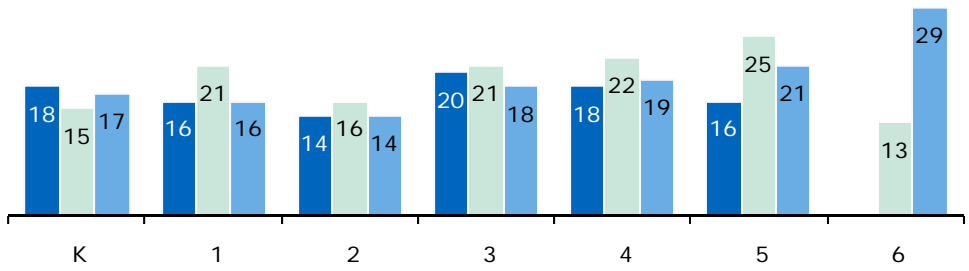


Class Size

The bar graphs display the three-year data for average class size.

■ 05-06 ■ 06-07 ■ 07-08

Class Size Distribution — Number of Classrooms By Size									
Subject	05-06			06-07			07-08		
	1-22	23-32	33+	1-22	23-32	33+	1-22	23-32	33+
English-Language Arts	4	3		9			10	2	
Mathematics	6	2		2	2		5	1	
Science	3	3		2	2		2	2	
History-Social Science	3	3		4			2	2	



Class Size Distribution — Number of Classrooms By Size									
Grade	05-06			06-07			07-08		
	1-20	21-32	33+	1-20	21-32	33+	1-20	21-32	33+
K	2			3			3		
1	3				2		2		
2	3			3			3		
3	2			1	1		3		
4	1	2			2		1	1	
5	2				2		2	1	
6				3				3	

School Safety

Bella Vista Elementary School provides a safe, clean environment for students, staff, and volunteers. A team of five custodians ensures classrooms, restrooms, and campus grounds are kept clean and safe. A scheduled maintenance program is administered by Bella Vista Elementary School District to ensure that all classrooms and facilities are maintained to a degree of adequacy that provides for good learning.

Safety of students and staff is a primary concern of Bella Vista Elementary School. The school is always in compliance with all laws, rules, and regulations pertaining to hazardous materials and State earthquake standards. The school's disaster preparedness plan includes steps for ensuring student and staff safety during a disaster. Fire and disaster drills are conducted on a regular basis throughout the school year.

A committee consisting of the principal, maintenance director, school secretary, one community member, chief business official, and teachers revises the School Site Safety Plan annually.

The School Safety Plan was last reviewed, updated, and discussed with the school faculty in September 2008.

Parental Involvement

Parents and the community are very supportive of the education program at Bella Vista Elementary School. Parents can participate in the Parent Club, School Site Council, and various other committees. The parents also volunteer their time to assist teachers and staff on campus. Bella Vista Elementary School has a partnership with the Bella Vista Water District. The school also works with Simpson University, which provides student teachers who work with our students.

Please call Gina Geisler, School Secretary, at (530) 549-4415 for details on how to volunteer your time.



School Facility Good Repair Status

The table shows the results of the school's most recently completed inspection, using the Facility Inspection Tool (FIT) or equivalent school form. This inspection determines the school facility's good repair status.

School Facility Conditions and Improvements			
Item Inspected	Repair Status		
	Good	Fair	Poor
Gas Leaks	✓		
Mechanical Systems	✓		
Windows/Doors/Gates (interior and exterior)	✓		
Interior Surfaces (walls, floors, and ceilings)	✓		
Hazardous Materials (interior and exterior)	✓		
Structural Damage <u>Repair Needed and Action Taken or Planned:</u> Sink hole, repaired drainage and filled sink hole on 12-08-08.	✓		
Fire Safety	✓		
Electrical (interior and exterior)	✓		
Pest/Vermin Infestation	✓		
Drinking Fountains (inside and outside)	✓		
Restrooms	✓		
Sewer	✓		
Playground/School Grounds	✓		
Roofs	✓		
Overall Cleanliness	✓		
Overall Summary of Facility Condition			
	Exemplary	Good	Fair
Overall Summary	✓		

Note: The most recent school site inspection occurred on August 15, 2008 and the inspection form was most recently completed on August 15, 2008 .

Suspensions and Expulsions

The table shows the rate of suspensions and expulsions (the total number of incidents divided by the school's total enrollment) for the most recent three-year period.

Suspension and Expulsion Rates						
	Bella Vista ES			Bella Vista ESD		
	05-06	06-07	07-08	05-06	06-07	07-08
Suspension Rate	0.040	0.248	0.169	0.040	0.248	0.169
Expulsion Rate	0.000	0.000	0.000	0.000	0.000	0.000

School Facilities

The current school facilities were built in 1963. Bella Vista Elementary School also has a pre-school on their site. We have completed a new gymnasium with two classrooms, and completed modernized the administrative building, which contains two classrooms and the Resource Center/Library. Our four full-time and four part-time janitorial/maintenance staff work hard to ensure a clean and safe campus. They also ensure that the grounds, buildings, and restrooms are free from litter and graffiti.

Below are the results of the school's most recently completed inspection, using the Facilities Inspection Tool (FIT) or equivalent school form. This inspection determines the school facility's good repair status.

The Deferred Maintenance Program funded roofing of two portable buildings.

The District participates in the State School Deferred Maintenance Program, which provides State-matching funds on a dollar-for-dollar basis, to assist school districts with expenditures for major repair or replacement of existing school building components. Typically, this includes roofing, plumbing, heating, air conditioning, electrical systems, interior or exterior painting, and floor systems. For the 2008-09 school year, the District budgeted \$10,000 for the Deferred Maintenance Program. This represents 1% of the District's general fund budget.





Textbooks and Instructional Materials

Bella Vista School sets a high priority upon ensuring that sufficient and current textbooks and materials are available to support the school's instructional program, as well as provide students with their own textbooks. All textbooks and instructional materials used within the school are aligned with the California State Content Standards and Frameworks as well as the school's Curriculum Committee standards. Bella Vista Elementary School follows the State Instructional Materials Adoption Cycle, which reviews instructional materials in each curricular area within a seven-year period.

Continued on sidebar

Quality of Textbooks — Bella Vista Elementary School		
Subject	Textbook	Adopted
English-Language Arts	Houghton Mifflin	2008
Mathematics	Envision Math	2007
Science	Harcourt Brace (K-5)	2006
Science	Glencoe (6-8)	2006
History-Social Science	Harcourt Brace	2005

Availability of Textbooks and Instructional Materials

Availability of Textbooks and Instructional Materials	
Subject	Percentage of Pupils Who Lack Their Own Assigned Textbook and Instructional Materials
Reading/Language Arts	0%
Mathematics	0%
Science	0%
History-Social Science	0%
Visual and Performing Arts	0%
Foreign Language	✧
Health	✧

Note: This data was most recently collected and verified in September 2008.

✧ Not applicable.

Public Internet Access

Internet access is available at public libraries and other locations that are publicly accessible (e.g., the California State Library). Access to the Internet at libraries and public locations is generally provided on a first-come, first-served basis. Other use restrictions include the hours of operation, the length of time that a workstation may be used (depending on availability), the types of software programs available on a workstation, and the ability to print documents.

California Physical Fitness Test

Each spring, all students in grades 5, 7, and 9 are required to participate in the California Physical Fitness Test (PFT). The test measures six key fitness areas:

1. Aerobic Capacity
2. Body Composition
3. Abdominal Strength
4. Trunk Extension Strength
5. Upper Body Strength
6. Flexibility

To meet fitness standards, students must score in the Healthy Fitness Zone (HFZ) on all six fitness tests. For 2007-08, 42.9% of students in the fifth grade and 48.8% of students in the seventh grade scored in the HFZ. For more information on the California PFT, please visit www.cde.ca.gov/ta/tg/pf/.

Textbooks and Instructional Materials

Continued from left


The teachers and principal establish selection criteria based on State Standards, review instructional materials on the State list, and make recommendations to the Board of Trustees for final adoption. The textbooks are then put on public display before the adoption process is completed. The school's library is stocked with thousands of books that are available for students to check out. Computer resources within the library are connected to the Internet so students are able to access resources and information online, to improve their research skills.

Bella Vista School offers many visual and performing arts classes such as drama, art, band, choir, guitar, violin, and general music class for grades K-4.

Computer skills and concepts integrated throughout standard curriculum prepare students for technological growth and opportunities. Each classroom has an average of three computers with Internet access. Students receive computer-assisted instruction on a regular schedule.

Software includes programs to develop critical thinking skills, technological skills, and mathematical proficiency in an attempt to broaden and strengthen their levels of experience and growth.

The district has affirmed that each pupil, including English Learners, have their own textbook to use in class and to take home.





California Standards Tests Results

The multiple-choice California Standards Tests (CST) are part of the Standardized Testing and Reporting (STAR) and are administered only to students in California public schools. These tests determine students' achievement of the California Academic Content Standards and provide feedback on their success given what they are expected to know in each grade level and subject.

Percentage of Students Scoring At Proficient or Advanced Levels									
	Bella Vista ES			Bella Vista ESD			California		
	05-06	06-07	07-08	05-06	06-07	07-08	05-06	06-07	07-08
English-Language Arts	41%	44%	45%	41%	44%	45%	42%	43%	46%
Mathematics	50%	49%	46%	50%	49%	46%	40%	40%	43%
Science	46%	45%	52%	46%	45%	52%	35%	38%	46%
History-Social Science	48%	34%	54%	48%	34%	54%	33%	33%	36%

CST Student Group Results: English-Language Arts, Mathematics, Science, and History-Social Science

Percentage of Students Scoring At Proficient or Advanced Levels				
Group	Spring 2008 Results			
	English-Language Arts	Mathematics	Science	History-Social Science
Male	40%	45%	58%	50%
Female	50%	47%	43%	60%
Economically Disadvantaged	34%	38%	49%	40%
English Learners	❖	❖	❖	❖
Students with Disabilities	❖	❖	❖	❖
Migrant Education Services	❖	❖	❖	❖
African American	❖	❖	❖	❖
American Indian or Alaska Native	35%	38%	❖	❖
Asian	❖	❖	❖	❖
Filipino	❖	❖	❖	❖
Hispanic or Latino	45%	42%	❖	❖
Pacific Islander	❖	❖	❖	❖
White	45%	47%	52%	55%

❖ Scores are not shown when the number of students tested is 10 or less, either because the number of students tested in this category is too small for statistical accuracy or to protect student privacy.

California Standards Tests

For the 2008 STAR exam, students in grades 2-11 took an English-language arts and mathematics test. Students in grades 4 and 7 also participated in an essay writing test. History-social science tests were given to students in grades 8 and 11, and students in grades 5, 8, and 10 took a science test. Students in grades 9-11 were also able to take end-of-course tests in science and history-social science if they were enrolled in the corresponding courses.

Because tests are meant to measure how well students achieve standards rather than how well they do compared to other students, the results are reported as performance levels. The five performance levels are:

- **Advanced** (*exceeds State Standards*)
- **Proficient** (*meets Standards*)
- **Basic**
- **Below basic**
- **Far below basic**

Students scoring at the Proficient or Advanced level meet State Standards in that content area.

The tables show the percentage of students that scored at Proficient or Advanced levels in English-language arts, mathematics, science, and history-social science. For a complete report on all groups and their scores by grade level, please visit <http://star.cde.ca.gov/>.





Adequate Yearly Progress

Adequate Yearly Progress Criteria				
	Bella Vista ES		Bella Vista ESD	
Met Overall AYP	Yes		Yes	
AYP Criteria	English-Language Arts	Mathematics	English-Language Arts	Mathematics
Participation Rate	Yes	Yes	Yes	Yes
Percent Proficient	Yes	Yes	Yes	Yes
API	Yes		Yes	
Graduation Rate	✧		✧	

✧ Not applicable. The graduation rate for AYP criteria applies to high schools.

Adequate Yearly Progress

NCLB requires that all schools and districts meet Adequate Yearly Progress (AYP) requirements. To meet these standards, California public schools and districts must meet or exceed criteria in four target areas:

1. Participation rate on statewide assessments
2. Percent of students scoring proficient on statewide assessments
3. API scores
4. Graduation rate for high schools

The table displays whether or not the school made AYP overall and met each of the AYP criteria for 2007-08. For a detailed report on AYP, please visit www.cde.ca.gov/ta/ac/ay/.

Academic Performance Index

API Ranks — Three Year Comparison			
	04-05	05-06	06-07
Statewide API Rank	5	5	5
Similar Schools API Rank	1	2	2

API Growth by Student Group — Three Year Comparison				
Group	Actual API Change			2007-08 Growth API Score
	05-06	06-07	07-08	
All Students at the School	25	3	12	768
African American	■	■	■	■
American Indian or Alaska Native	■	■	■	■
Asian	■	■	■	■
Filipino	■	■	■	■
Hispanic or Latino	■	■	■	■
Pacific Islander	■	■	■	■
White	22	2	15	767
Socioeconomically Disadvantaged	48	7	0	735
English Learners	■	■	■	■
Students with Disabilities	■	■	■	■

■ Data are reported only for numerically significant groups.

Academic Performance Index

The Academic Performance Index (API) is an annual measure of the academic performance and progress of schools in California. The API is a score on a scale of 200 to 1,000, with 800 set as the statewide target. Schools are ranked in ten categories of equal size from 1 (lowest) to 10 (highest). A similar schools API rank reflects how a school compares to 100 statistically matched "similar schools." The tables show the school's three-year data for API rank and API growth. For more detailed information, please visit www.cde.ca.gov/ta/ac/ap/.

Testing Note: Assessment data are reported only for numerically significant groups. Data may not appear if ethnic/racial, socio-economically disadvantaged, or other groups (1) contain less than 100 students with valid test scores OR (2) comprise less than 15% of the school population tested and contain less than 50 students with valid scores.



Teacher Qualifications

Teacher Credential Information				
	Bella Vista ESD	Bella Vista ES		
Teachers	07-08	05-06	06-07	07-08
With Full Credential	24	24	27	24
Without Full Credential	1	2	1	1
Teaching Outside Subject Area of Competence		0	0	0



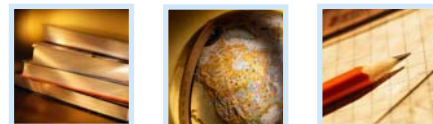
Teacher Qualifications

The table shows information about teacher credentials and teacher qualifications. More information can be found by visiting <http://data1.cde.ca.gov/dataquest/>.

Teacher Misassignments and Vacant Teacher Positions

The table displays the number of teacher misassignments (teachers assigned without proper legal authorization) and the number of vacant teacher positions (not filled by a single designated teacher assigned to teach the entire course at the beginning of the school year or semester). Please note: Total teacher misassignments includes the number of misassignments of teachers of English Learners.

Teacher Misassignments and Vacant Teacher Positions			
	Bella Vista ES		
	06-07	07-08	08-09
Teacher Misassignments of English Learners	0	0	0
Total Teacher Misassignments	0	0	0
Vacant Teacher Positions	0	0	0



Types of Services Funded

The following is a list of Federal and State funded programs that are provided to Bella Vista Elementary School:

- Speech/Language Specialist
- Nurse
- Special Education Aides
- Playground Supervisors
- Adaptive P.E.
- Psychologist
- Resource Specialist
- Home School Teacher
- Occupational Therapist
- Deaf and Hard of Hearing

No Child Left Behind Compliant Teachers

No Child Left Behind (NCLB) requires that all teachers of core academic subject areas be "highly qualified." In general, for a teacher to be considered highly qualified, they must have a bachelor's degree, an appropriate California teaching credential, and have demonstrated competence for each core subject he or she teaches. The table displays data regarding NCLB compliant teachers from the 2007-08 school year. For more information on teacher qualifications related to NCLB, please visit www.cde.ca.gov/nclb/sr/tq.

Core Academic Courses Taught by NCLB Compliant Teachers		
	% of Classes Taught by NCLB Compliant Teachers	% of Classes Taught by Non-NCLB Compliant Teachers
Bella Vista ES	98.2%	1.8%
All Schools in District	98.2%	1.8%
High-Poverty Schools in District	◇	◇
Low-Poverty Schools in District	◇	◇

◇ Information not available.

Academic Counselors

Number of Academic Counselors (FTE)	Ratio of Students Per Academic Counselor
0.0	0.0

School Support Staff

The following is a list of the support staff at the school and their full-time equivalent (FTE):

- | | |
|---|-----|
| • Library Media Teacher (Librarian) | 0.0 |
| • Library Media Services Staff (paraprofessional) | 0.0 |
| • Psychologist | 0.0 |
| • Social Worker | 0.0 |
| • Nurse | 0.0 |
| • Speech/Language/Hearing Specialist | 1.0 |
| • Resource Specialist (non-teaching) | 0.0 |
| • Other | 0.0 |



Federal Intervention Program

Schools that receive Title I funding can enter Program Improvement (PI) if they don't reach AYP over two consecutive years in the same content area (English-language arts or mathematics) or on the same indicator (API or graduation rate). With each additional year that they don't meet AYP, they advance to the next level of intervention. The table displays the 2008-09 Program Improvement status for the school and district. For more information, please visit www.cde.ca.gov/ta/ac/ay.

Federal Intervention Program		
	Bella Vista ES	Bella Vista ESD
Program Improvement Status	Not In PI	Not In PI
First Year of Program Improvement	◇	◇
Year in Program Improvement	◇	◇
Number of Schools Identified for Program Improvement		
		0
Percent of Schools Identified for Program Improvement		
		0%

◇ Not applicable.

Financial Information

The data displayed is from the 2006-07 school year because the most current fiscal information available provided by the state is always two years behind the current school year, and one year behind most other data included in this report.

District Salary Information — Does not include benefits		
Range	Bella Vista ESD	Similar Sized District
Beginning Teacher Salary	\$38,347	\$37,322
Mid-Range Teacher Salary	\$50,314	\$53,824
Highest Teacher Salary	\$64,407	\$67,700
Average Principal Salary	⊛	\$85,507
Superintendent Salary	⊛	\$104,993
% of Budget for Teacher Salaries	43.5%	37.6%
% of Budget for Administrative Salaries	6.2%	6.4%

Financial Data				
	Total Expenditures Per Pupil	Expenditures Per Pupil From Restricted Sources	Expenditures Per Pupil From Unrestricted Sources	Average Teacher Salary
Bella Vista ES	\$8,520	\$2,764	\$5,755	\$51,426
Bella Vista ESD			\$5,755	\$51,426
California			\$5,300	\$54,322
% Difference Between School and District			◆	◆
% Difference Between School and California			7.9%	-5.6%

⊛ Single-site districts are not required to display this data. (*Education Code* Section 41409.3).


◆ Because Bella Vista ESD is a single-site district, the percent difference does not apply.

Professional Development

Staff members build teaching skills and concepts through participation in conferences and workshops throughout the year. The District offers three staff development days annually, where teachers are offered a broad-based variety of professional growth opportunities in curriculum, teaching strategies, and methodologies.

All training and curriculum development at Bella Vista Elementary School revolves around the California State Content Standards and Frameworks. Teachers align classroom curriculum to ensure that all students either meet or exceed State proficiency levels. The writing and implementation of Bella Vista Elementary School's curriculum is an ongoing process. Grade Level and Subject Committees are busy developing new methods to evaluate the curriculum.

For the previous three school years, we had three days each year dedicated to staff and professional development.



SARC: Data provided by the California Department of Education (CDE), school and the district office. For additional information on facts about California schools and districts, please visit DataQuest at <http://data1.cde.ca.gov/dataquest>. DataQuest is an online resource that provides reports for accountability, test data, enrollment, graduates, dropouts, course enrollments, staffing and data regarding English Learners.

All data accurate as of February 2009.